
















## COMUNE DI CAVRIGLIA elezione dei membri dell'Italia al Parlamento Europeo 2019

SEZIONI	ELET.	VOTANTI			BIANCHE		NULLE																															
		N	N	%	N	%	N	%	N	%	N	%	N	%	N	%	N	%	N	%	N	%	N	%	N	%	N	%	N	%	N	%	N	%	N	%	N	%
1	CAVRIGLIA	1169	890	76,13%	20	2,25%	20	2,25%	210	24,71%	6	0,71%	156	18,35%	1	0,12%	3	0,35%	13	1,53%	20	2,35%	1	0,12%	3	0,35%	0	0,00%	6	0,71%	44	5,18%	10	1,18%	26	3,06%	351	41,29%
2	CAVRIGLIA	1241	975	78,57%	17	1,74%	25	2,56%	290	31,08%	4	0,43%	138	14,79%	1	0,11%	8	0,86%	13	1,39%	14	1,50%	0	0,00%	0	0,00%	2	0,21%	14	1,50%	42	4,50%	21	2,25%	25	2,68%	361	38,69%
3	MONTEGONZI	241	193	80,08%	3	1,55%	9	4,66%	41	22,65%	1	0,55%	34	18,78%	0	0,00%	3	1,66%	5	2,76%	5	2,76%	3	1,66%	0	0,00%	0	0,00%	1	0,55%	7	3,87%	2	1,10%	16	8,84%	63	34,81%
4	CASTELNUOVO	1118	846	75,67%	22	2,60%	28	3,31%	197	24,75%	2	0,25%	121	15,20%	2	0,25%	2	0,25%	22	2,76%	19	2,39%	1	0,13%	1	0,13%	1	0,13%	16	2,01%	43	5,40%	15	1,88%	12	1,51%	342	42,96%
5	NERI	804	614	76,37%	14	2,28%	15	2,44%	178	30,43%	1	0,17%	80	13,68%	1	0,17%	5	0,85%	19	3,25%	20	3,42%	2	0,34%	1	0,17%	0	0,00%	12	2,05%	32	5,47%	9	1,54%	11	1,88%	214	36,58%
6	VACCHERECCIA	1238	923	74,56%	15	1,63%	18	1,95%	242	27,19%	0	0,00%	179	20,11%	0	0,00%	13	1,46%	16	1,80%	40	4,49%	2	0,22%	0	0,00%	2	0,22%	12	1,35%	43	4,83%	18	2,02%	24	2,70%	299	33,60%
7	MELETO	660	489	74,09%	14	2,86%	13	2,66%	108	23,48%	0	0,00%	82	17,83%	1	0,22%	9	1,96%	12	2,61%	6	1,30%	0	0,00%	1	0,22%	1	0,22%	9	1,96%	11	2,39%	6	1,30%	1	0,22%	213	46,30%
8	S. BARBARA	1207	890	73,74%	24	2,70%	16	1,80%	243	28,59%	1	0,12%	117	13,76%	2	0,24%	4	0,47%	23	2,71%	16	1,88%	2	0,24%	1	0,12%	3	0,35%	12	1,41%	32	3,76%	21	2,47%	18	2,12%	355	41,76%
<b>TOTALE</b>		7678	5820	75,80%	129	2,22%	144	2,47%	1509	27,21%	15	0,27%	907	16,36%	8	0,14%	47	0,85%	123	2,22%	140	2,52%	11	0,20%	7	0,13%	9	0,16%	82	1,48%	254	4,58%	102	1,84%	133	2,40%	2198	39,64%